


3E10
3E12




 FERROXCUBE



Tight tolerance,
increased impedance,
extended bandwidth,
enhanced performance
in EMC.







Formerly, a Philips Components company we now belong to the Yageo Group, one of the world's strongest suppliers of passive components. As a leading supplier of ferrite components, FERROXCUBE has manufacturing operations, sales offices, and customer service centers all over the world.

We supply one of the broadest ranges of high-quality, innovative products and place strong emphasis on miniaturization of magnetic functions. Ferrite components and accessories from FERROXCUBE are used in a wide range of applications, from telecommunications and computing electronics through consumer electronic products to automotive.

FERROXCUBE offers a wide range of materials for different frequency bands, thermal conditions and type of noise to be suppressed, with complete data and characterization to ease the design process. Materials can be found in most appropriate shapes for its use: toroids for common mode chokes, cable shields, beads, rods and several ready to mount solutions like SMD beads, through hole wideband chokes and encapsulated cable shields.

3E10 is a high permeability material optimized for wideband transformers as well as in EMI-suppression filters, the base material is MnZn. It achieves the tightest tolerance in your final products (only 20%), so winding and potting operations have less impact on the permeability. This means better control of the final characteristics of the component in your specific application.

3E10 is the choice when looking for a robust manufacturing process and maximum frequency stability. Extensive material research at Ferroxcube has led to the improvement in permeability stability with frequency, which in turn creates reduced magnetic losses and higher common mode impedance over a wider frequency range.

Symbol	Conditions	Value	Unit
		3E10	
μ_i	25 °C; ≤ 10 kHz, 0.25 mT	10000 \pm 20%	
Bsat	25 °C; 10 kHz, 1200 A/m	≈ 460	mT
	100 °C; 10 kHz, 1200 A/m	≈ 270	
$\tan\delta/\mu_i$	25 °C; 30 kHz; 0.25 mT	$\leq 5 \times 10^{-6}$	
	25 °C; 100 kHz; 0.25 mT	$\leq 20 \times 10^{-6}$	
η_B	25 °C; 10 kHz; 1.5 to 3 mT	$\leq 0.5 \times 10^{-3}$	T ⁻¹
ρ	DC; 25 °C	≈ 0.5	Ωm
T _C		≥ 130	°C
Density		≈ 5000	kg/m ³

3E10

The Best Process Control with Extended Bandwidth



Material Specifications

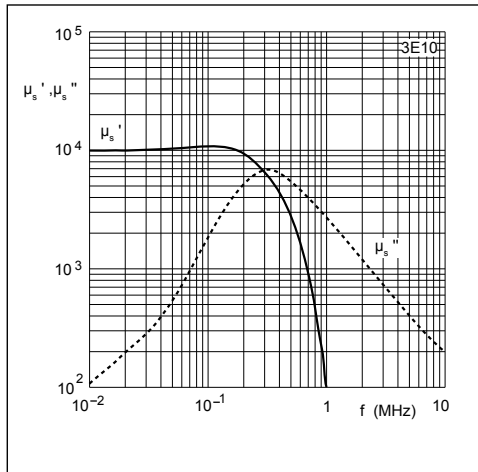


Fig. 1 Complex permeability as a function of frequency

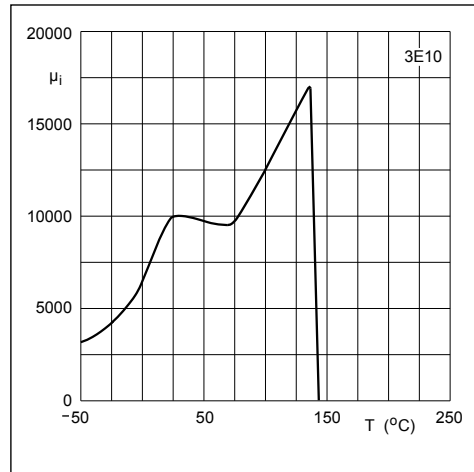


Fig. 2 Initial permeability as a function of temperature

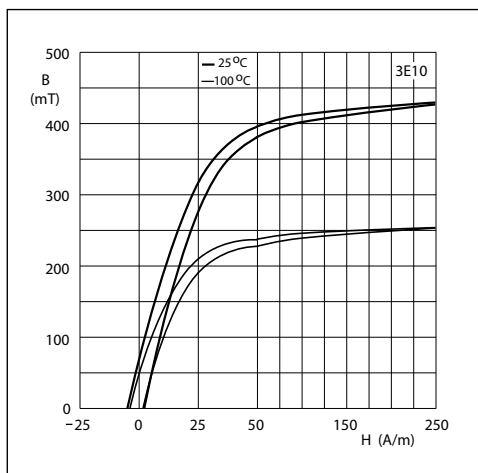


Fig. 3 Typical B-H loops

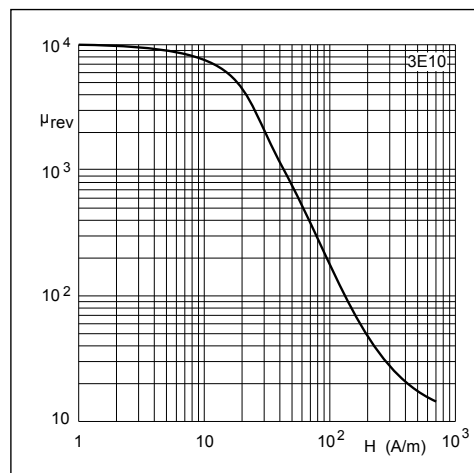


Fig. 4 Reversible permeability as a function of magnetic field strength

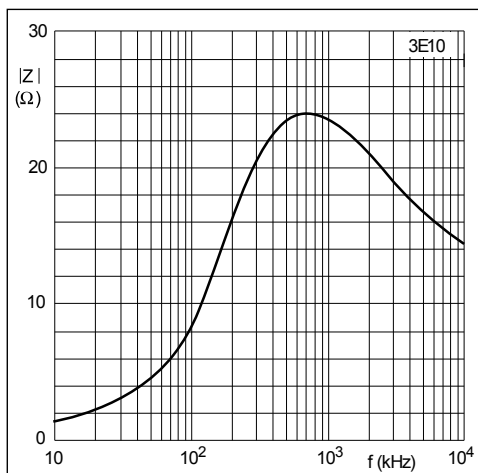


Fig. 5 Impedance as a function of frequency, measured on a toroid T25/15/10

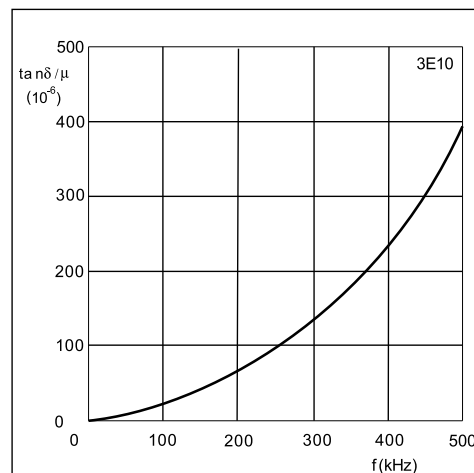


Fig. 6 Loss factor in function of frequency

A selection of raw materials and optimum process control have enabled Ferroxcube to offer the highest permeability on ferrite toroids for EMI suppression and wideband transformers. 3E12 reaches 12k on final product (there is no difference between material and product specification) in a complete product range up to large sizes. This improved performance results in several benefits for the inductor:

- The possibility of reducing the size of the component keeping the same inductance and turns, resulting in smaller footprint and reduced Rdc (shorter turns)
- Keeping the same size, reducing the number of turns to reach the same inductance, resulting in a lower winding cost and Rdc (less turns)
- Improved performance: higher permeability leads to better coupling between windings.

Symbol	Conditions	Value	Unit
		3E12	
μ_i	25 °C; ≤ 10 kHz, 0.25 mT	12000 \pm 20%	
Bsat	25 °C; 10 kHz, 1200 A/m	≈ 470	mT
	100 °C; 10 kHz, 1200 A/m	≈ 290	
$\tan\delta/\mu_i$	25 °C; 30 kHz; 0.25 mT	$\leq 7 \times 10^{-6}$	
	25 °C; 100 kHz; 0.25 mT	$\leq 25 \times 10^{-6}$	
η_B	25 °C; 10 kHz; 1.5 to 3 mT	$\leq 0.5 \times 10^{-3}$	T ⁻¹
ρ	DC; 25 °C	≈ 0.5	Ωm
T _C		≥ 130	°C
Density		≈ 5000	kg/m ³

3E12

The Highest Impedance and Permeability

Material Specifications

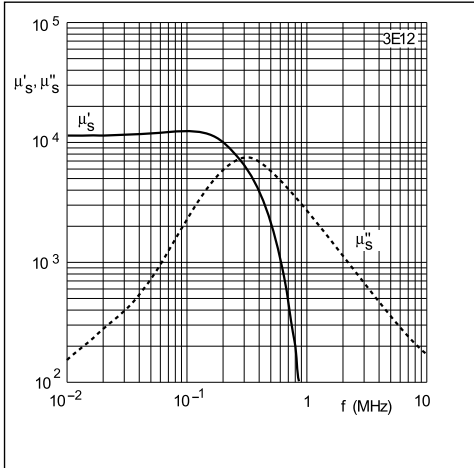


Fig. 1 Complex permeability as a function of frequency

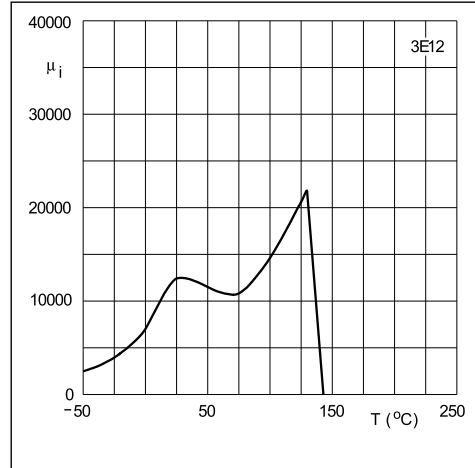


Fig. 2 Initial permeability as a function of temperature

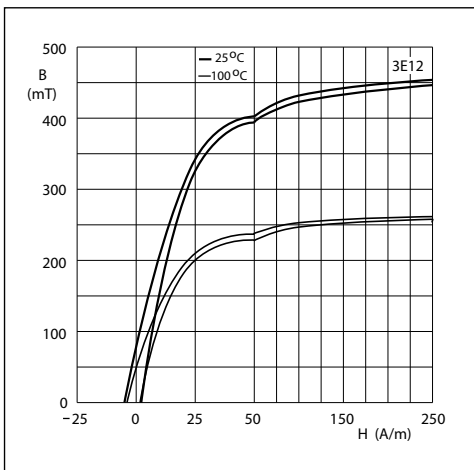


Fig. 3 Typical B-H loops

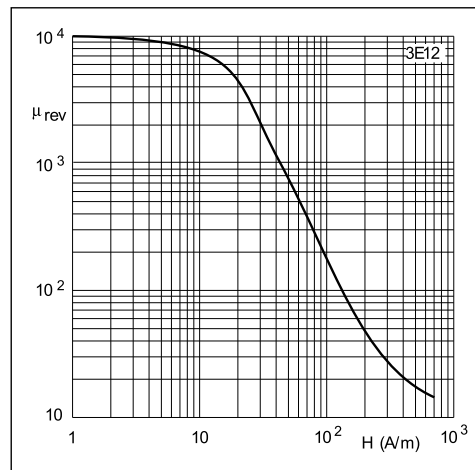


Fig. 4 Reversible permeability as a function of magnetic field strength

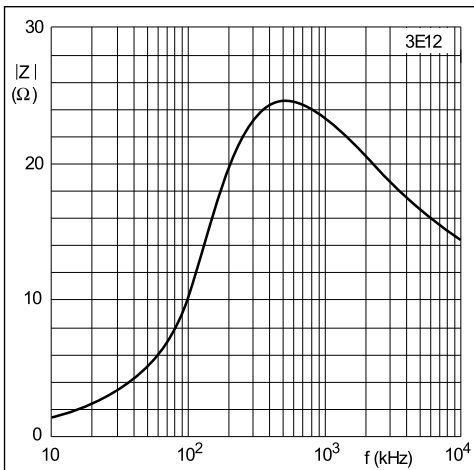


Fig. 5 Impedance as a function of frequency, measured on a toroid T25/I5/10

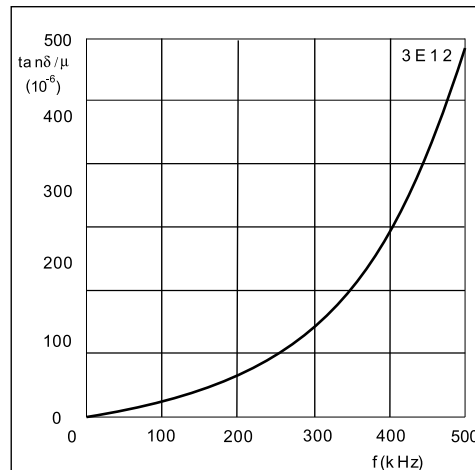


Fig. 6 Loss factor in function of frequency

FERROXCUBE - A GLOBAL COMPANY

HQ

Taipei, Taiwan
Ferrocube Taiwan
Tel: +886 963 767 858
Fax: +886 2 6629 9999
Mail: wiki.hsiung@ferroxcube.com

ASIA

Dongguan, China
Ferrocube China
Tel: +86 769 8681 8777
Fax: +86 769 8733 9561
Mail: King.lee@ferroxcube.com

Suzhou, China
Ferrocube China
Tel: +86 512 6841 2350
Ext.203
Fax: +86 512 6841 2356
Mail: Eric.Xu@ferroxcube.com

Singapore
Ferrocube South Asia
Tel : +65 6412 0875
Fax : +65 6412 0808
Mail:
adrian.toh.wee.yong@ferroxcube.com

Europe

Hamburg, Germany
Ferrocube Germany
Tel: +49 40 883 66 020
Fax: +49 40 883 66 022
Mail:
saleseurope@ferroxcube.com

Lissone, (MB), Italy
Ferrocube Italy
Tel: +39 0392 143 599
Fax: +39 0392 459 472
Mail:
saleseurope@ferroxcube.com

North America

El Paso (TX), USA
Tel: +1 915 599 2328
Fax: +1 915 599 2555
Mail: juan.carlos.gardea@ferroxcube.com

San Diego (CA), USA
Tel: +1 619 207 0061
Fax: +1 619 207 0062
Mail: joel.salas@ferroxcube.com

Vancouver (WA), USA
Tel:+1 915 599 2616
Mail: dan.pizarro@ferroxcube.com

Pittsburgh (PA), USA
Tel: +1 412 226 0048
Mail: michael.horgan@ferroxcube.com

Rochester (NY), USA
Tel:+1 585 364-3395
Mail: owen.davies@ferroxcube.com

For a complete listing of all
Ferrocube sales offices, distributors,
and representatives, please visit
"contact us" at

www.ferroxcube.com

© Ferrocube International Holding B.V. 2014

All rights are reserved. Reproduction in whole or in part is prohibited without the prior written consent of the copyright owner.

The information presented in this document does not form part of any quotation or contract, is believed to be accurate and reliable and may be changed without notice.

No liability will be accepted by the publisher for any consequence of its use. Publication thereof does not convey nor imply any license under patent- or other industrial or intellectual property rights.