

DATA SHEET

Bobbin cores EMI-suppression products

Supersedes data of February 2002

2004 Sep 01

EMI-suppression products

Bobbin cores

BOBBIN CORES

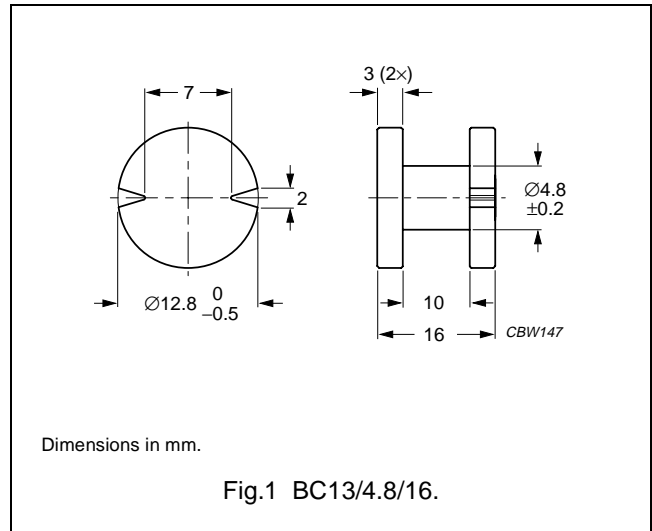
Type BC13/4.8/16

A_L measured with fully wound bobbin.

GRADE	A_L (nH)	TYPE NUMBER
3C90	50	BC13/4.8/16-3C90 ^{sup}

Winding data for BC13/4.8/16

WINDING AREA (mm ²)	AVERAGE LENGTH OF TURN (mm)
38.8	27.3



Dimensions in mm.

Fig.1 BC13/4.8/16.

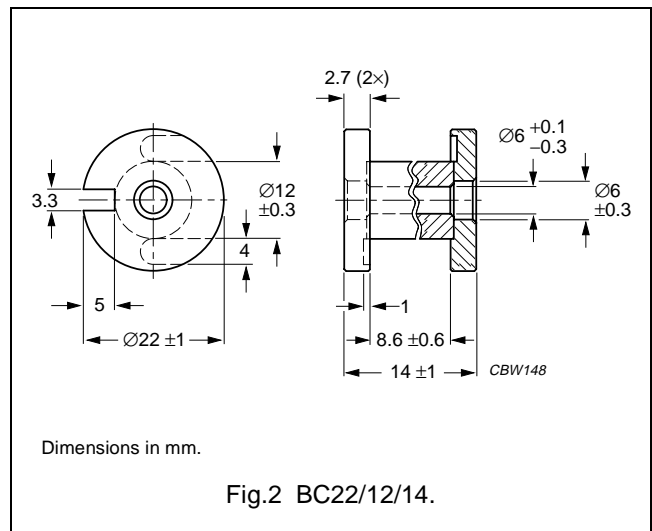
Type BC22/12/14

A_L measured with fully wound bobbin.

GRADE	A_L (nH)	TYPE NUMBER
3C90	86	BC22/12/14-3C90 ^{sup}

Winding data for BC22/12/14

WINDING AREA (mm ²)	AVERAGE LENGTH OF TURN (mm)
43.0	53.4



Dimensions in mm.

Fig.2 BC22/12/14.

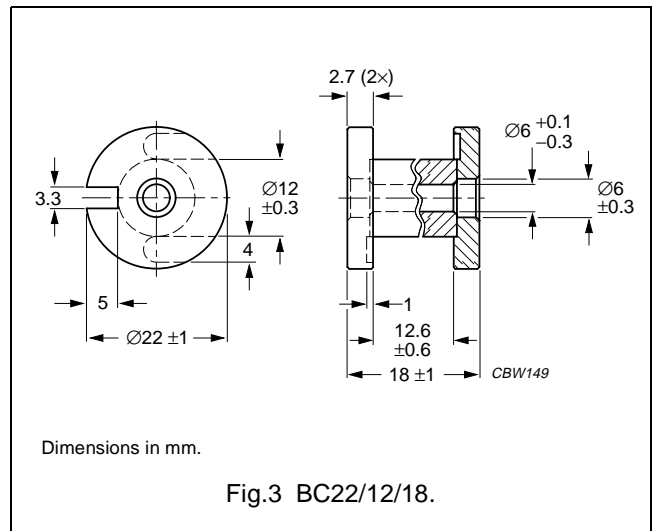
Type BC22/12/18

A_L measured with fully wound bobbin.

GRADE	A_L (nH)	TYPE NUMBER
3C90	85	BC22/12/18-3C90 ^{sup}

Winding data for BC22/12/18

WINDING AREA (mm ²)	AVERAGE LENGTH OF TURN (mm)
63.0	53.4



Dimensions in mm.

Fig.3 BC22/12/18.

EMI-suppression products

Bobbin cores

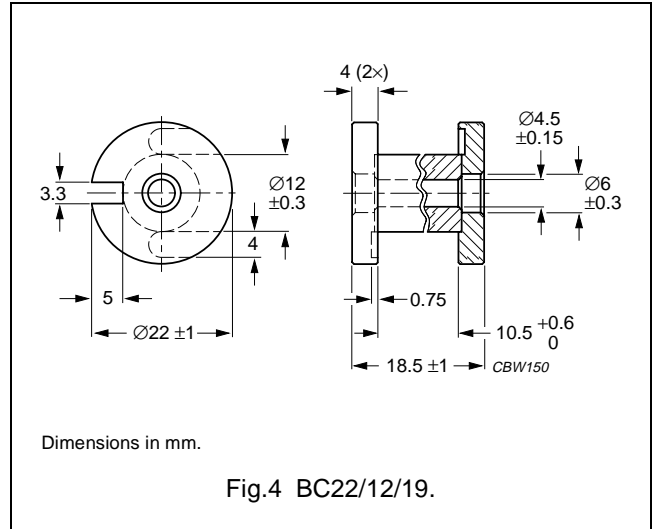
Type BC22/12/19

A_L measured with fully wound bobbin.

GRADE	A_L (nH)	TYPE NUMBER
3C90	94	BC22/12/19-3C90 ^{sup}

Winding data for BC22/12/19

WINDING AREA (mm ²)	AVERAGE LENGTH OF TURN (mm)
52.5	53.4



Dimensions in mm.

Fig.4 BC22/12/19.

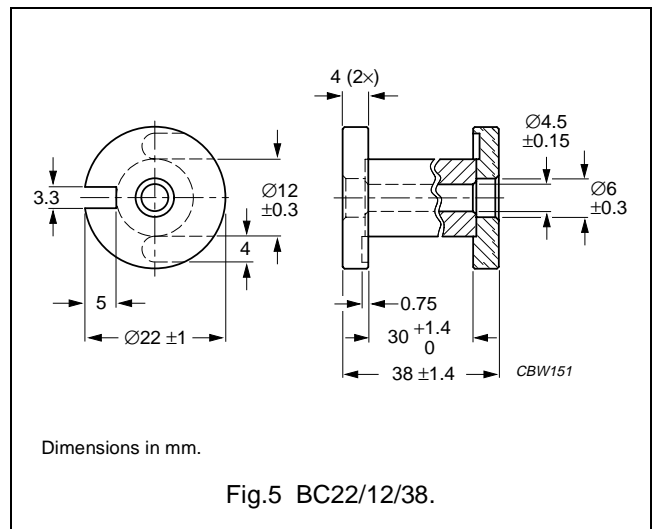
Type BC22/12/38

A_L measured with fully wound bobbin.

GRADE	A_L (nH)	TYPE NUMBER
3C90	74	BC22/12/38-3C90 ^{sup}

Winding data for BC22/12/38

WINDING AREA (mm ²)	AVERAGE LENGTH OF TURN (mm)
150	53.4



Dimensions in mm.

Fig.5 BC22/12/38.

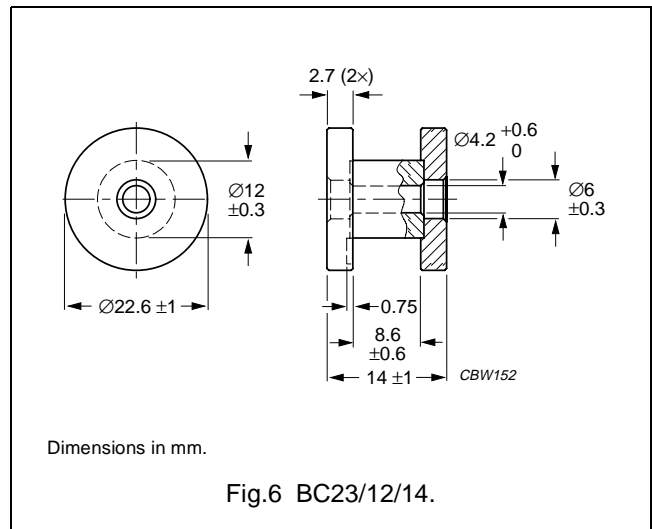
Type BC23/12/14

A_L measured with fully wound bobbin.

GRADE	A_L (nH)	TYPE NUMBER
3C90	92	BC23/12/14-3C90 ^{sup}

Winding data for BC23/12/14

WINDING AREA (mm ²)	AVERAGE LENGTH OF TURN (mm)
45.6	54.3



Dimensions in mm.

Fig.6 BC23/12/14.

EMI-suppression products

Bobbin cores




DATA SHEET STATUS DEFINITIONS

DATA SHEET STATUS	PRODUCT STATUS	DEFINITIONS
Preliminary specification	Development	This data sheet contains preliminary data. Ferroxcube reserves the right to make changes at any time without notice in order to improve design and supply the best possible product.
Product specification	Production	This data sheet contains final specifications. Ferroxcube reserves the right to make changes at any time without notice in order to improve design and supply the best possible product.

DISCLAIMER

Life support applications — These products are not designed for use in life support appliances, devices, or systems where malfunction of these products can reasonably be expected to result in personal injury. Ferroxcube customers using or selling these products for use in such applications do so at their own risk and agree to fully indemnify Ferroxcube for any damages resulting from such application.

PRODUCT STATUS DEFINITIONS

STATUS	INDICATION	DEFINITION
Prototype		These are products that have been made as development samples for the purposes of technical evaluation only. The data for these types is provisional and is subject to change.
Design-in		These products are recommended for new designs.
Preferred		These products are recommended for use in current designs and are available via our sales channels.
Support		These products are not recommended for new designs and may not be available through all of our sales channels. Customers are advised to check for availability.